


# Your Comprehensive Guide to College Football Recruitment for High School Athletes

College football recruitment is a highly competitive and complex process. For high school athletes, it can be a daunting task to navigate the recruiting process and find the best college fit for their athletic and academic goals. This guide will provide you with everything you need to know about college football recruitment, from creating a highlight tape to communicating with coaches.

Your highlight tape is your chance to showcase your skills to college coaches. It should be a concise, well-edited video that highlights your best plays. When creating your highlight tape, keep the following tips in mind:

- **Keep it short.** Your highlight tape should be no longer than 5 minutes. Coaches don't have time to watch a long video, so make sure you get your best plays in the first few minutes.
- **Edit it carefully.** Use editing software to remove any unnecessary footage and make your highlights flow smoothly.
- **Focus on your best plays.** Don't include any plays that you don't think are your best. Coaches want to see what you can do at your best.
- **Get feedback from others.** Ask your coaches, teammates, or parents to watch your highlight tape and give you feedback. This will help you identify any areas that could be improved.

Once you have a highlight tape, it's time to start communicating with college coaches. There are a few different ways to do this:



## The Recruit's Playbook: A 4-Year Guide to College Football Recruitment for High School Athletes (Guide to Winning a Football Scholarship) by Larry Hart

★★★★★ 5 out of 5

Language : English  
File size : 3482 KB  
Text-to-Speech : Enabled  
Screen Reader : Supported  
Enhanced typesetting : Enabled  
Word Wise : Enabled  
Print length : 165 pages



- **Email.** You can email coaches directly to introduce yourself and send them your highlight tape. Make sure your email is professional and concise.
- **Social media.** You can also use social media to connect with coaches. Follow them on Twitter and Instagram and send them direct messages.
- **Camps and combines.** Attending camps and combines is a great way to get in front of college coaches and showcase your skills.

When evaluating recruits, college coaches look for a number of different things, including:

- **Athletic ability.** This is the most important factor that coaches consider. They want to see that you have the physical skills to play at

the college level.

- **Academic ability.** Coaches also want to see that you have the academic ability to succeed in college. They will look at your GPA and test scores to make sure that you meet their admissions requirements.
- **Character.** Coaches want to recruit players who are good citizens and who will represent their university well. They will look for players who are respectful, hard-working, and coachable.


The college football recruiting process can be long and complex. It typically begins in your junior year of high school and can last until your senior year. The process can be divided into four main stages:

- **The early stages.** This stage begins in your junior year of high school. During this stage, you will start to receive letters from college coaches and you will begin to attend camps and combines.
- **The evaluation stage.** This stage begins in your senior year of high school. During this stage, college coaches will start to evaluate your skills and academic ability. They will also begin to offer scholarships.
- **The decision stage.** This stage begins after you have received all of your scholarship offers. During this stage, you will need to decide which college you want to attend.
- **The commitment stage.** This stage begins when you sign a letter of intent to play for a college.

Here are a few tips for getting recruited to play college football:

- **Start early.** The earlier you start the recruiting process, the better. This will give you more time to build relationships with coaches and showcase your skills.
- **Be proactive.** Don't wait for coaches to contact you. Take the initiative and reach out to coaches on your own.
- **Be prepared.** When you communicate with coaches, be professional and concise. Make sure you have a well-prepared highlight tape and a strong academic record.
- **Be patient.** The recruiting process can be long and challenging. Don't get discouraged if you don't get recruited right away. Keep working hard and eventually you will find the right college fit for you.

College football recruitment can be a daunting process, but it can also be a very rewarding experience. By following the steps outlined in this guide, you can increase your chances of getting recruited to play football at the college level.




## The Recruit's Playbook: A 4-Year Guide to College Football Recruitment for High School Athletes (Guide to Winning a Football Scholarship) by Larry Hart

★★★★★ 5 out of 5

Language : English  
 File size : 3482 KB  
 Text-to-Speech : Enabled  
 Screen Reader : Supported  
 Enhanced typesetting : Enabled  
 Word Wise : Enabled  
 Print length : 165 pages


FREE

DOWNLOAD E-BOOK



## Hockey Grit, Grind, Mind: The Ultimate Guide to Mental Toughness for Hockey Players

Hockey is a tough sport. It requires physical strength, skill, and endurance. But it also requires mental toughness. The ability to stay focused,...



## Unlock Your Inner Artist: Embark on a Sketching Journey with Beginner Drawing Tip Quick Landscape Sketching Exercises

Embrace the Beauty of Nature Through Quick Landscape Sketching Are you drawn to the breathtaking beauty of nature and yearn to capture its essence through art? Sketching is...