


Unveiling the Art of Abstraction: A Comprehensive Guide to Making Art with Watercolour, Acrylics, Mixed Media, and Collage

Welcome to the captivating realm of abstract art, where imagination and experimentation intertwine to create mesmerizing visual masterpieces. This detailed guide will immerse you in the techniques and approaches of creating abstract art using a variety of mediums, including watercolour, acrylics, mixed media, and collage.

Exploring Watercolour and Its Abstract Charm



Beginner's Guide to Abstract Art: Making abstract art in watercolour, acrylics, mixed media and collage

by Laura Reiter

★★★★☆ 4.6 out of 5

Language : English

File size : 10123 KB

Text-to-Speech : Enabled

Screen Reader : Supported



Layering and Glazing Techniques

Watercolour, with its ethereal translucency and vibrant pigments, allows artists to create layered, ethereal paintings. By applying multiple layers of diluted paint, you can build up depth and complexity, creating luminous, otherworldly effects.


Abstract Washes and Splashes

Experiment with loose washes and spontaneous splashes to introduce an element of unpredictability into your work. Allow the water to guide the paint, creating organic shapes and patterns that evoke a sense of movement and fluidity.

Masking and Stencilling for Precision

To achieve precise shapes and patterns, use masking tape or stencils to protect certain areas of the paper while applying paint. This technique allows you to create clean lines, geometric forms, and intricate designs within the abstract composition.

Unleashing the Versatility of Acrylics in Abstract Art



Bold Strokes and Impasto Textures

Acrylics offer an unparalleled level of versatility, allowing you to create thick, impasto textures or smooth, flowing layers. Use bold brushstrokes to convey energy and movement, or build up layers of paint to create a tactile, sculptural effect.


Glazing and Blending for Subtle Nuances

Acrylics can also be diluted and glazed, producing subtle colour transitions and atmospheric depth. By blending colours directly on the canvas or using blending mediums, you can create ethereal, dreamlike effects that evoke a sense of mystery and wonder.

Collage and Mixed Media Additions

Incorporate elements of collage and mixed media into your acrylic paintings to add depth and dimension. Experiment with different materials, such as paper, fabric, or found objects, to create unique and evocative compositions.

Exploring Mixed Media Techniques for Unlimited Creativity



Combining Watercolour, Acrylics, and Inks

Combine the fluidity of watercolour, the vibrancy of acrylics, and the expressive freedom of inks to create dynamic and captivating abstract works. Experiment with layering, blending, and spontaneous mark-making to explore the interplay of different mediums.


Incorporating Collage and Found Objects

Unleash your inner collage artist by incorporating fragments of paper, fabric, photographs, or other found objects into your mixed media compositions. These elements can add texture, depth, and a sense of narrative to your artwork.

Embracing Experimentation and Unpredictability

The beauty of mixed media art lies in its inherent unpredictability. Embrace the unknown and allow the materials to guide your creative process. Experiment with unexpected combinations, techniques, and approaches to discover new and exciting possibilities.

Collage as a Creative Force in Abstract Art



Assembling and Arranging Found Elements

Collage involves assembling and arranging found materials, such as paper, fabric, photographs, or other objects, to create a cohesive visual composition. Experiment with different colours, textures, and shapes to evoke a variety of moods and emotions.

Exploring Abstraction through Collage

Collage provides a unique opportunity to explore abstraction by manipulating and combining everyday objects. By isolating fragments, altering their scale, or juxtaposing unexpected elements, you can create compositions that convey abstract concepts and narratives.

Integrating Collage into Mixed Media Paintings

Collage can also be integrated into mixed media paintings to add texture, depth, and a sense of visual intrigue. Combine collaged elements with paint, inks, or other mediums to create multi-layered and visually stimulating artworks.

Making abstract art using watercolour, acrylics, mixed media, and collage is a journey of exploration, experimentation, and boundless creativity.

Embrace the fluidity, vibrancy, and versatility of these mediums to create unique and captivating works that express your inner vision. Whether you are a seasoned artist or just starting your creative journey, this guide will empower you with the knowledge and inspiration to embark on this exciting artistic adventure.

Call to Action

Dive into the world of abstract art with "Making Abstract Art: A Comprehensive Guide to Watercolour, Acrylics, Mixed Media, and Collage". This comprehensive book provides step-by-step instructions, inspiring examples, and expert advice to guide you through every stage of the creative process. Free Download your copy today and unlock the boundless possibilities of abstract art.




Beginner's Guide to Abstract Art: Making abstract art in watercolour, acrylics, mixed media and collage

by Laura Reiter


★★★★☆ 4.6 out of 5

Language : English
File size : 10123 KB
Text-to-Speech : Enabled
Screen Reader : Supported
Enhanced typesetting : Enabled
Print length : 342 pages



Hockey Grit, Grind, Mind: The Ultimate Guide to Mental Toughness for Hockey Players

Hockey is a tough sport. It requires physical strength, skill, and endurance. But it also requires mental toughness. The ability to stay focused,...



Unlock Your Inner Artist: Embark on a Sketching Journey with Beginner Drawing Tip Quick Landscape Sketching Exercises

Embrace the Beauty of Nature Through Quick Landscape Sketching Are you drawn to the breathtaking beauty of nature and yearn to capture its essence through art? Sketching is...