

Unleash Your Preschooler's Creativity: 50 Things to Know About Crafting With Preschoolers

Crafting with preschoolers is an extraordinary adventure that fosters their creativity, imagination, and overall development. In this comprehensive guidebook, "50 Things to Know About Crafting With Preschoolers," we delve into the magical world of preschool crafts, providing you with essential insights, tips, and projects that will ignite your child's artistic spirit and nurture their artistic growth.



50 Things to Know About Crafting with Preschoolers (50 Things to Know Crafts) by L. Elizabeth Forry

★★★★★ 5 out of 5

Language	: English
File size	: 549 KB
Text-to-Speech	: Enabled
Enhanced typesetting	: Enabled
Word Wise	: Enabled
Print length	: 51 pages
Lending	: Enabled
Screen Reader	: Supported



Chapter 1: The Importance of Crafting With Preschoolers

Crafting with preschoolers offers a myriad of benefits that contribute to their cognitive, emotional, and social development. Here are some key reasons why you should incorporate crafting into your preschooler's life:

- **Enhances fine motor skills:** Crafting activities require precision and coordination, which help develop fine motor skills essential for writing, eating, and self-care.
- **Boosts creativity and imagination:** Crafting provides a platform for children to express their thoughts, ideas, and emotions through art, fostering creativity and imagination.
- **Promotes cognitive development:** Crafting involves problem-solving, decision-making, and following instructions, which stimulates cognitive development.
- **Supports language development:** Crafting encourages children to talk about their creations, ask questions, and expand their vocabulary.
- **Fosters social skills:** Crafting can be a shared experience, promoting collaboration, turn-taking, and communication among children.

Chapter 2: Essential Tips for Crafting With Preschoolers

Crafting with preschoolers can be a joyful and enriching experience, but it requires proper preparation and a few key tips to ensure a successful and enjoyable time:

- **Choose age-appropriate crafts:** Select crafts that are suited to your child's age and developmental abilities to prevent frustration.
- **Gather all necessary materials:** Prepare all the materials needed for the craft beforehand to avoid interruptions and ensure a smooth flow of creativity.
- **Provide a safe and comfortable workspace:** Create a designated crafting area with ample space, good lighting, and easy access to

materials.

- **Be patient and encouraging:** Encourage your child throughout the process, offering support and positive reinforcement to foster their confidence.
- **Let your child lead:** Allow your child to take ownership of their creations, encouraging them to explore their own ideas and express themselves freely.

Chapter 3: 50 Inspiring Craft Projects

This chapter presents 50 captivating craft projects, categorized into different themes, that will spark your preschooler's imagination and provide hours of endless fun:

1. **Animal Crafts:** Create adorable animal masks, puppets, and paper plate animals.
2. **Nature Crafts:** Explore the wonders of nature through crafts like leaf rubbings, pinecone owls, and flower mosaics.
3. **Seasonal Crafts:** Celebrate the changing seasons with crafts like pumpkin suncatchers, autumn leaf crowns, and snowmen ornaments.
4. **Transportation Crafts:** Build cardboard cars, make paper airplanes, and create miniature train tracks.
5. **Imaginative Play Crafts:** Foster imaginative play with fairy gardens, cardboard castles, and puppet theaters.

For each craft project, you will find clear instructions, a list of materials, and vibrant images to guide you and your preschooler through the creative


process.

Additional Resources

To enhance your crafting experience, we have compiled additional resources that you can access:

- **Online Craft Libraries:** Explore a vast collection of free craft ideas and templates.
- **Craft Blogs:** Stay up-to-date with the latest crafting trends and discover new project inspiration.
- **Local Craft Stores:** Visit craft stores for a wide range of supplies and expert advice.

Embarking on a crafting journey with your preschooler is a rewarding experience that will create lasting memories, nurture their creativity, and support their overall development. With "50 Things to Know About Crafting With Preschoolers" as your guide, you will be equipped with the knowledge, tips, and projects to make the most of this magical adventure. So, gather your little artist, let your imaginations soar, and embrace the boundless creativity that awaits you in the wonderful world of crafting.




50 Things to Know About Crafting with Preschoolers (50 Things to Know Crafts) by L. Elizabeth Forry

★★★★★ 5 out of 5

Language : English
File size : 549 KB
Text-to-Speech : Enabled
Enhanced typesetting : Enabled
Word Wise : Enabled
Print length : 51 pages
Lending : Enabled


FREE

DOWNLOAD E-BOOK



Hockey Grit, Grind, Mind: The Ultimate Guide to Mental Toughness for Hockey Players

Hockey is a tough sport. It requires physical strength, skill, and endurance. But it also requires mental toughness. The ability to stay focused,...



Unlock Your Inner Artist: Embark on a Sketching Journey with Beginner Drawing Tip Quick Landscape Sketching Exercises

Embrace the Beauty of Nature Through Quick Landscape Sketching Are you drawn to the breathtaking beauty of nature and yearn to capture its essence through art? Sketching is...