


From Nouns to Referenced Essays: The Ultimate Step-by-Step Guide to Accurate and Effective Writing

In the realm of academic writing, crafting exceptional essays is an art form that requires precision, clarity, and the ability to convey complex ideas effectively. "From Nouns to Referenced Essays: The Ultimate Step-by-Step Guide to Accurate and Effective Writing" is an invaluable tool for students, researchers, and professionals alike, providing a comprehensive roadmap to guide you from the initial stages of essay planning to the final touches of scholarly referencing.



Get It Write!: From Nouns to Referenced Essays, the Ultimate Step-by-Step Guide to Accurate and Effective Writing (with Answers) by Leigh Pearson

★★★★☆ 4.8 out of 5

Language : English

File size : 22070 KB

Screen Reader : Supported

Print length : 19 pages

Lending : Enabled



Chapter 1: Understanding the Building Blocks of Essays: Nouns and Beyond

This chapter serves as the foundation for essay writing, delving into the fundamental building blocks of any essay: nouns, verbs, adjectives, and adverbs. You will learn how to identify and use nouns effectively, ensuring

clarity and precision in your writing. Beyond basic grammar, you will also explore the role of transitional words and phrases in creating a cohesive and logical flow throughout your essay.



Chapter 2: Crafting a Strong Thesis Statement

Considered the backbone of your essay, the thesis statement encapsulates your central argument or claim. This chapter guides you through the

process of developing a clear, concise, and defensible thesis statement. You will learn the importance of specificity, relevance, and the art of balancing a strong stance with an openness to opposing viewpoints.

Ryerson University Student Learning Support Success Artists

Thesis Statements

A thesis statement is a statement in an essay that you plan to support, discuss or prove.

Ask yourself - **is my thesis debatable?** The answer must be "Yes!"

Characteristics of a Thesis Statement

- Only one topic (your subject) + your comment (point of view)
- At least one verb
- A focus narrow enough that it can be developed in the assigned length of the essay (e.g. 750 words or approximately 3 pages)
- Not a simple announcement

Useful Hint: To be sure that a thesis statement is debatable, you can use the word **should** or **must** in your statement.

Compare these two statements:

1. **There are bad consequences to plastic surgery.**
A simple announcement
2. **Plastic surgery should be illegal.**
Debatable statement with topic (plastic surgery), verb (should be), and a point of view (illegal).

Developing a Thesis Statement

First, you need a topic:

Example: Topic you have in mind and need to narrow down = Drug Use

This subject is too broad for an essay of 750 or 1000 words, so you need to narrow the focus to a specific aspect of drug use.

First attempt at a thesis statement: Bad drug use.
Rejected - this is still too broad a topic

Second attempt: Drug use is detrimental to society.
Rejected - this is not an idea presented in debatable form. Most people would agree with this statement.

Third attempt: Illegal drug use is detrimental to society because it encourages gang violence.

Thesis Statements
LAW 100001, Semester 14, 2014
Page 1 of 2

Example of a thesis statement

Chapter 3: Building a Solid Essay Outline

An essay outline serves as a blueprint for your writing, organizing your ideas into a logical and coherent structure. This chapter provides a step-by-step approach to outlining, covering the different levels of headings, subheadings, and supporting points. You will also learn the techniques of topic sentences and transitions to ensure a smooth flow of ideas.

ESSAY OUTLINE SAMPLE TEMPLATE

I. Introduction

Get the reader's attention – ask a leading question, relay something enticing about the subject in a manner that commands attention. You could start with a related quote, alluring description, or narrative.

Thesis Statement

State the thesis – what you are going to discuss. You could state the causes and effects to be discussed, comparison of subject X and subject Y, your position on the issue, your proposal if applicable, and the main points that will develop your argument.

II. Body

1. First Point: Topic sentence, Explanation
 - a. Supporting evidence (examples, facts, theories, statistics, quoted authorities, details, reasons, etc.)
 - b. Supporting evidence
 - c. (Conclusion and lead-in)
2. Second Point
 - a. Support
 - b. Support
 - c. optional
3. Third Point
 - a. Support
 - b. Support
 - c. optional

III. Conclusion

Summarize your thesis and how your evidence supports your points. Re-emphasize your thesis in a fresh way, showing how you have achieved your purpose. You may wish to appeal to the reader to see how you have come to a logical conclusion, or make a memorable final statement.

Chapter 4: Developing Effective Paragraphs

Paragraphs are the building blocks of your essay, and this chapter delves into the art of crafting effective and coherent paragraphs. You will learn the importance of unity, coherence, and development, ensuring that each paragraph contributes directly to the overall argument of your essay. Furthermore, you will explore techniques for paragraph transitions and avoiding common pitfalls.



Example of an effective paragraph

Chapter 5: Citing Sources and Avoiding Plagiarism

In the realm of academic writing, citing sources accurately and effectively is crucial to avoid plagiarism and establish credibility. This chapter provides a

comprehensive overview of the different citation styles, such as MLA, APA, and Chicago, ensuring that you can seamlessly integrate external sources into your essay while giving proper credit to the original authors.

APA American Psychological Association	vs.	MLA Modern Language Association
In-text citations		
(Smith, 2019, p. 25)		(Smith 25)
Title of reference list		
References		Works Cited
Author names in references		
Smith, A.		Smith, Anna.
Capitalization of source titles		
Citing sources: A quick guide for students		Citing Sources: A Quick Guide for Students
Title page		
Title page required		No title page required

Chapter 6: Writing a Powerful

The of your essay is your final chance to leave a lasting impression on the reader. This chapter provides guidance on how to summarize your main

points, restate your thesis statement, and provide closing remarks that resonate with the reader. You will also explore the techniques of using a call to action or a thought-provoking question to engage the audience and provoke reflection.



College Essay Example

Modern globalized world demands to keep the track of events, to have a keen sense of the pulse of the situation in global issues and flashpoints. To be on good terms with information and in order not to fall behind its vicious circle one should possess the skills of communication, being socio-active and re-act rapidly under the certain sudden circumstances. A noble wish to make the live easier has led to the fact that people lack time for creation and even for themselves. Nevertheless, this is just the broad sense. Every single invention is a tool to serve people. Progress as the headway of mankind does not suggest and does not explain people's degradation. Each single invention is the pure form of expression to the so-called rational human being. So was the invention of photography.

What are the accomplishments and perspectives of the art of photography? What are the modern trends in photography? Is it connected to life as any other art-form? These are the objectives to be discussed further.

CRITICAL ART ESSAY

"The camera should be used for a recording of life, for rendering the very substance and quintessence of the thing itself, whether it be polished steel or pulsating flesh." (Weston)

The history of the photograph started in 1827. Since that time it has given "a new perspective on life and art". The style of photography varies since the "number of photographers is increasing". Almost two centuries have passed

 **PrimeEssays.com**
Custom writing services since 1998

Example of an essay

Chapter 7: Revising and Editing for Clarity and Impact

Once you have completed the initial draft of your essay, the process of revising and editing is crucial to enhance clarity and impact. This chapter provides a systematic approach to self-editing, guiding you through the process of checking for grammar, spelling, sentence structure, and overall flow. You will also learn the benefits of seeking feedback from peers or a writing tutor to gain fresh perspectives and identify areas for improvement.

EDITING VS. REVISION

WHAT IS THE DIFFERENCE?

EDITING	REVISION
Sentence Check the sentence construction and word order.	Structure Check the organization of the text and its readability.
Word Check spelling, word choice, correctness of professional terms.	Logic Revise ideas, enhance arguments, check logic of conclusions.
Academic standards Adjustment to formatting rules and citation style.	Extra remarks Deleting unnecessary details, adding new information.

SENTENCE
WORDS
FORMATTING


STRUCTURE
ORGANIZATION
IDEAS

Essay-editor.net
We are good at both types. Please, order here!

"From Nouns to Referenced Essays: The Ultimate Step-by-Step Guide to Accurate and Effective Writing" is an indispensable resource for anyone seeking to master the art of essay writing. This comprehensive guide provides a clear and structured approach, covering every aspect of the writing process, from understanding basic grammar to citing sources and polishing your final draft. Whether you are a novice writer or an experienced professional, this book will empower you with the knowledge and skills to craft confident, persuasive, and well-documented essays that will leave a lasting impression.

Unlock the secrets of exceptional essay writing today by Free Downloading your copy of "From Nouns to Referenced Essays." Elevate your writing skills, achieve academic success, and embark on a journey of clear, concise, and impactful communication.

Free Download Now: [www.bookFree Downloadlink.com](http://www.bookFreeDownloadlink.com)



Get It Write!: From Nouns to Referenced Essays, the Ultimate Step-by-Step Guide to Accurate and Effective Writing (with Answers) by Leigh Pearson

★★★★☆ 4.8 out of 5

Language : English

File size : 22070 KB

Screen Reader : Supported


Print length : 19 pages

Lending : Enabled

FREE


DOWNLOAD E-BOOK





Hockey Grit, Grind, Mind: The Ultimate Guide to Mental Toughness for Hockey Players

Hockey is a tough sport. It requires physical strength, skill, and endurance. But it also requires mental toughness. The ability to stay focused,...



Unlock Your Inner Artist: Embark on a Sketching Journey with Beginner Drawing Tip Quick Landscape Sketching Exercises

Embrace the Beauty of Nature Through Quick Landscape Sketching Are you drawn to the breathtaking beauty of nature and yearn to capture its essence through art? Sketching is...