

# DIY Homemade Hand Sanitizer Recipes: Protect Yourself and Your Loved Ones Naturally

In today's fast-paced world, it's more important than ever to keep your hands clean and free of harmful germs. While commercial hand sanitizers are readily available, they often contain harsh chemicals that can be irritating to the skin. If you're looking for a more natural alternative, making your own DIY homemade hand sanitizer is a great option.



## DIY Homemade Hand Sanitizer Recipes: A Beginner's Guide to Making Hand Sanitizers and Soaps (Wellness Series Book 4) by Krysten Harlow

★★★★☆ 4.1 out of 5

Language : English  
File size : 1358 KB  
Text-to-Speech : Enabled  
Screen Reader : Supported  
Enhanced typesetting : Enabled  
Print length : 132 pages  
Lending : Enabled




With just a few simple ingredients, you can create a homemade hand sanitizer that is just as effective as commercial products, but without the harsh chemicals. Here are a few of the benefits of making your own DIY homemade hand sanitizer:

- **Control Over Ingredients:** When you make your own homemade hand sanitizer, you have complete control over the ingredients that go into it. This means that you can choose to use natural ingredients that are gentle on your skin and don't contain any harsh chemicals.
- **Cost-Effective:** Making your own DIY homemade hand sanitizer is much more cost-effective than buying commercial products. A small bottle of commercial hand sanitizer can cost upwards of \$5, while you can make your own homemade hand sanitizer for a fraction of the cost.
- 
- **Easy to Make:** Making your own DIY homemade hand sanitizer is incredibly easy. It only takes a few minutes to put together, and you only need a few simple ingredients.
- 
- **Versatile:** You can use your DIY homemade hand sanitizer in a variety of ways. You can use it to clean your hands after using the bathroom, changing a diaper, or handling raw meat. You can also use it to clean surfaces in your home or office.
- 

If you're ready to start making your own DIY homemade hand sanitizer, here are a few recipes to get you started.

## Simple DIY Hand Sanitizer Recipe

This simple DIY hand sanitizer recipe is made with just three ingredients: aloe vera gel, rubbing alcohol, and essential oil. The aloe vera gel helps to soothe and moisturize the skin, while the rubbing alcohol kills germs. The essential oil adds a pleasant scent to the hand sanitizer.



**Ingredients:**

- 1/2 cup aloe vera gel
- 1/2 cup rubbing alcohol (70% isopropyl alcohol)
- 10 drops of your favorite essential oil (optional)

### **Instructions:**

1. In a small bowl, combine the aloe vera gel, rubbing alcohol, and essential oil (if using).
2. Stir until well combined.
3. Pour the mixture into a small spray bottle or container.
4. To use, simply spray a small amount of the hand sanitizer onto your hands and rub them together until they are dry.

### **Aloe Vera Hand Sanitizer Gel Recipe**

This aloe vera hand sanitizer gel recipe is a great option for people with sensitive skin. The aloe vera gel is soothing and moisturizing, and it helps to keep the skin from drying out. This recipe also includes tea tree oil, which has antibacterial and antiviral properties.

# 2-INGREDIENT HAND SANITIZER

(THAT ACTUALLY WORKS)



## Ingredients:

- 1/2 cup aloe vera gel
- 1/4 cup rubbing alcohol (70% isopropyl alcohol)
- 10 drops of tea tree oil

## Instructions:

1. In a small bowl, combine the aloe vera gel, rubbing alcohol, and tea tree oil.
2. Stir until well combined.




## DIY Homemade Hand Sanitizer Recipes: A Beginner's Guide to Making Hand Sanitizers and Soaps (Wellness Series Book 4) by Krysten Harlow

★★★★☆ 4.1 out of 5

Language : English  
File size : 1358 KB  
Text-to-Speech : Enabled  
Screen Reader : Supported  
Enhanced typesetting : Enabled  
Print length : 132 pages  
Lending : Enabled


FREE

DOWNLOAD E-BOOK



## Hockey Grit, Grind, Mind: The Ultimate Guide to Mental Toughness for Hockey Players

Hockey is a tough sport. It requires physical strength, skill, and endurance. But it also requires mental toughness. The ability to stay focused,...



## Unlock Your Inner Artist: Embark on a Sketching Journey with Beginner Drawing Tip Quick Landscape Sketching Exercises

Embrace the Beauty of Nature Through Quick Landscape Sketching Are you drawn to the breathtaking beauty of nature and yearn to capture its essence through art? Sketching is...