


Blogging Etiquette: The Ultimate Guide to Writing and Responding to Blog Posts

Blogging has become an integral part of the online landscape, providing a platform for individuals and organizations to share their thoughts, ideas, and experiences with a global audience. While blogging offers tremendous opportunities for self-expression and community building, it is essential to adhere to certain etiquette guidelines to ensure a positive and respectful online environment.



Blogging Etiquette - How to Properly Write and Respond to Blog Posts by Linda Bond

★★★★★ 5 out of 5

Language	: English
File size	: 77 KB
Text-to-Speech	: Enabled
Screen Reader	: Supported
Enhanced typesetting	: Enabled
Word Wise	: Enabled
Print length	: 11 pages
Lending	: Enabled



This comprehensive guide will delve into the unwritten rules of blogging etiquette, providing you with the knowledge and skills to write and respond to blog posts in a professional and engaging manner. By following these guidelines, you can establish yourself as a respected member of the blogging community, build stronger relationships with your readers, and maximize the impact of your blog.

Writing Respectful and Engaging Blog Posts

The foundation of effective blogging lies in crafting well-written and respectful blog posts that resonate with your audience. Here are some key guidelines to keep in mind:

1. Respect the Audience

Your readers are the lifeblood of your blog, so it is crucial to treat them with respect. Avoid using offensive language, personal attacks, or making generalizations about entire groups of people. Be mindful of cultural sensitivities and strive to create content that is inclusive and welcoming to all.

2. Cite Sources and Give Credit

If you use information from other sources in your blog post, it is essential to cite those sources and give credit to the original authors. This not only demonstrates integrity but also helps establish your credibility as a blogger. Proper citation also ensures that the original creators receive recognition for their work.

3. Avoid Plagiarism

Plagiarism is the act of copying someone else's work and presenting it as your own. This is a serious ethical violation that can damage your reputation and undermine the trust of your readers. Always ensure that your work is original and that you have the necessary permissions to use any copyrighted material.

4. Write Clearly and Concisely

Nobody wants to read a blog post that is difficult to understand or filled with jargon. Use clear and concise language that is accessible to your target audience. Break up your text into smaller paragraphs and use headings and subheadings to improve readability.

5. Proofread Carefully

Before you hit the publish button, take the time to proofread your blog post carefully. Ensure that there are no grammatical errors, spelling mistakes, or factual inaccuracies. A polished and error-free blog post reflects well on your professionalism and attention to detail.

Responding to Comments Professionally

Comments are a valuable way to engage with your readers and build a community around your blog. However, it is just as important to respond to comments professionally and respectfully as it is to write well-crafted blog posts.

1. Respond Promptly

Showing your readers that you value their feedback by responding to comments promptly. This demonstrates that you are engaged with your audience and that you care about their thoughts and opinions.

2. Be Polite and Respectful

Even if you don't agree with a comment, it is important to respond politely and respectfully. Avoid using inflammatory language or engaging in personal attacks. Remember that your readers are individuals with their own perspectives, and you should treat them with the same respect that you would expect from them.

3. Answer Questions and Address Concerns

Take the time to answer questions and address concerns raised in the comments. This shows that you are listening to your readers and that you are willing to engage with them on a personal level. If you are unable to answer a question immediately, acknowledge the comment and let the reader know that you will get back to them as soon as possible.

4. Moderate Comments

While it is important to foster open and respectful discussion, it is also important to moderate comments to ensure that your blog remains a positive and welcoming space. This may involve removing offensive or spam comments and blocking users who engage in repeated disruptive behavior.

Avoiding Common Pitfalls

In addition to following the guidelines outlined above, there are also some common pitfalls to avoid when writing and responding to blog posts. Here are a few things to keep in mind:

1. Don't Be a Troll

A troll is someone who intentionally posts inflammatory or provocative comments in Free Download to disrupt a discussion. Trolling is unethical and disrespectful, and it has no place in the blogging community. If you encounter a troll, do not engage with them. Instead, report their comments to the blog administrator.

2. Don't Spam

Spamming is the practice of posting irrelevant or promotional content on other people's blogs. This is not only annoying, but it can also damage your reputation as a blogger. If you want to promote your own content, do so in a respectful and ethical manner, such as guest blogging or participating in relevant discussions.


3. Don't Be Overly Self-Promotional

While it is important to promote your own blog, it is important to avoid being overly self-promotional. Constantly linking to your own content or bragging about your accomplishments can alienate your readers and make them less likely to engage with your blog.

By adhering to these etiquette guidelines, you can establish yourself as a respected and influential blogger. Remember that blogging is a community-based activity, and the way you interact with your readers will have a significant impact on the overall experience. By fostering a positive and respectful environment, you can create a thriving and engaged blogging community where everyone feels welcome and valued.

Blogging etiquette is not a set of rigid rules, but rather a collection of best practices that have evolved over time to ensure a harmonious and productive online space. By embracing these guidelines, you can not only improve the quality of your blog but also build stronger connections with your readers and make a positive contribution to the blogging community as a whole.


So go forth, blog with confidence, and let your voice be heard!



Blogging Etiquette - How to Properly Write and Respond to Blog Posts by Linda Bond


★★★★★ 5 out of 5

Language : English
File size : 77 KB
Text-to-Speech : Enabled
Screen Reader : Supported
Enhanced typesetting : Enabled
Word Wise : Enabled
Print length : 11 pages
Lending : Enabled



Hockey Grit, Grind, Mind: The Ultimate Guide to Mental Toughness for Hockey Players

Hockey is a tough sport. It requires physical strength, skill, and endurance. But it also requires mental toughness. The ability to stay focused,...



Unlock Your Inner Artist: Embark on a Sketching Journey with Beginner Drawing Tip Quick Landscape Sketching Exercises

Embrace the Beauty of Nature Through Quick Landscape Sketching Are you drawn to the breathtaking beauty of nature and yearn to capture its essence through art? Sketching is...

